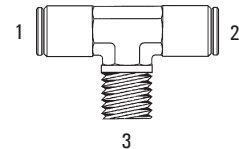


Part No.	① Push-In	② Push-In	③ Male Pipe
1172-02-02-02	1/8	1/8	1/8
1172-25-25-02	5/32	5/32	1/8
1172-03-03-02	3/16	3/16	1/8
1172-04-04-02	1/4	1/4	1/8
1172-04-04-04	1/4	1/4	1/4
1172-06-06-02	3/8	3/8	1/8
1172-06-06-04	3/8	3/8	1/4
1172-06-06-06	3/8	3/8	3/8
1172-08-08-06	1/2	1/2	3/8

# 1172

## Male Branch Tee

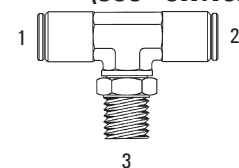


Weatherhead 1172

Part No.	① Push-In	② Push-In	③ Male Pipe Swivel
1172S-02-02-02	1/8	1/8	1/8
1172S-04-04-02	1/4	1/4	1/8
1172S-04-04-04	1/4	1/4	1/4
1172S-06-06-04	3/8	3/8	1/4
1172S-06-06-06	3/8	3/8	3/8
1172S-08-08-06	1/2	1/2	3/8
1172S-08-08-08	1/2	1/2	1/2

# 1172S

## Male Branch Tee Swivel (360° swivel)



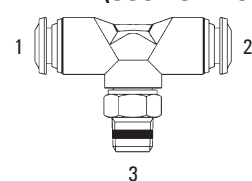
Reference  
Weatherhead 1172-S

Push-In Fittings

<i>Nickel Plated</i>			
Part No.	① Push-In	② Push-In	③ Male Pipe Swivel
1172SN-02-02-02	1/8	1/8	1/8
1172SN-02-02-04	1/8	1/8	1/4
1172SN-25-25-00	5/32	5/32	UNF 10-32
1172SN-25-25-02	5/32	5/32	1/8
1172SN-04-04-02	1/4	1/4	1/8
1172SN-04-04-04	1/4	1/4	1/4
1172SN-06-06-04	3/8	3/8	1/4
1172SN-06-06-06	3/8	3/8	3/8
1172SN-06-06-08	3/8	3/8	1/2
1172SN-08-08-04	1/2	1/2	1/4
1172SN-08-08-08	1/2	1/2	1/2

# 1172SN

## Male Branch Tee Swivel (360° swivel)



Reference  
Weatherhead 1172-S

Male pipe uses **Seal-Ring** Technology, see page 68.